

FEATURES

- ENEC approved 2 channel Dali DT8 driver
- Certified LED module for BCL
- Dimmable to 0,1%



COLOURS

Available colours:



Matt white RAL 9016 (XX=MW)
Matt black RAL 9005 (XX=BL)

SPRINGS

Standard with CS spring (concrete/gyproc). Also available as above with WS spring (gyproc/metal).

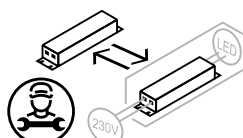
Linea 75 BCL

Fixed

SPECIFICATIONS

Beam angle	60° / 80°
Fixture material	Housing: Die cast aluminium / Reflector glass: Polycarbonate
LED	Bridgelux CSP1919
CRI	93
Driver type (included)	Eldoled Dualdrive DL20M-E2Z0C2
IK rate	IK03
IP rate	IP20/IP65
Operating temperature	-20°C / +45°C
Safety marks	EN60598 / EN62031 / EN62471
Colour consistency	MacAdam step 3
LV Plug	AMP
Safety class	II
Warranty	7 years (within the European Union and the countries of the Free Trade Association for products delivered after 1 May 2015)
Energy class	These products contain a light source of energy efficiency class F (2700-6500K).

This luminaire contains built-in LED lamps. There are no exchangeable parts inside the luminaire. EU 874/2012



Only when the product is installed in a closed ceiling it may be exposed to water splashes, and only on its front side.

IP20

IP65

LINEA 75 BCL

2700-6500K

Downlight incl. PSU



ITEM SPECIFICATIONS (PART A)

Description	Item code CS	Item code WS	Input	Vf	W	Lm	Lm/W	CRI (typ.)	mDER ratings
Linea 75 BCL 2700-6500K 1250Lm 60° ¹	916G03XX4W02	916G03XX9W02	220-240V	16,7	10,6	1250	118	93	40-95%
Linea 75 BCL 2700-6500K 1250Lm 80° ¹	916G03XX4Y02	916G03XX9Y02	220-240V	16,7	10,6	1250	118	93	40-95%

ITEM SPECIFICATIONS (PART B)

Description	2700K				6500K				UGR	Pf	Ripple	Inrush	B16A
	R9	Rf	Rg	R15	R9	Rf	Rg	R15					
Linea 75 BCL 2700-6500K 1250Lm 60° ¹	54	92	100	87	64	91	98	90	24.0	0.90	<5%	200mA's	106 pcs
Linea 75 BCL 2700-6500K 1250Lm 80° ¹	54	92	100	87	64	91	98	90	28.4	0.90	<5%	200mA's	106 pcs

ITEM SPECIFICATIONS (PART C)

Description	Safety class	Energy class	Weight	Dimensions single carton	Quantity per carton	Expected Lifetime			Reported Lifetime*		
						L70B10	L80B10	L90B10	L70B10	L80B10	L90B10
Linea 75 LV-TW 2700-6500K 1250Lm	II	F	440 gr	160x107x100 mm	18 pcs	177.000 hrs	113.000 hrs	51.000 hrs	>102.000 hrs	>102.000 hrs	51.000 hrs

*Based on 17.000hrs of LM80 testing at 700mA and a Tc85 °C.

¹ This is the maximum light output, but depending on fluctuations in the lighting plan, the actual output will be lower.

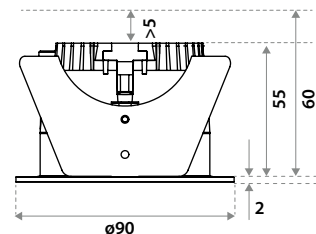
FIRE RATING TUBE

Description	Item code	Hole size	time
Fire rating tube 90	009D03MW0000	ø94x70mm	90 min.



! Only in combination with WS (wire) springs versions.

DIMENSIONS



HOLE SIZE



Using CS springs: Ø 75 mm.
Thickness ceiling 5-60 mm
& recess depth 60 mm.



Using WS springs. Ø 77 mm.
Thickness ceiling 1-55 mm
& recess depth 60 mm.

AWARENESS OF HEALTHY LIGHT FOR DIFFERENT ACTIVITIES



The lighting plan consists of two lighting groups. The panels provide a high mDER value for the eyes, while the downlights create comfort for the employee. Both groups operate independently to create a dynamic atmosphere.

MEASURABLE GENERAL HEALTH EFFECTS BASED ON 20+ YEARS STUDIES

A survey from 248 scientists who have delivered more than 2,600 peer-reviewed publications on light and circadian clocks since 2008 leads to common agreement on the importance of light for health:

- Better sleep
- Better performance
- Greater focus
- Improved immune system
- Reduced risk of burnout
- Minimize health risk: obesity, cancer, dementia, etc.

Brainlit can provide proof of the health advantages of their long implemented BCL lighting plans.

ADVANTAGES IN SPORTS

- Better overall health which leads to better performances.
- Dedicated team support for games and tournaments (avoid jetlag and shift best performance time).
- Feedback loop for continuously improvements.

ADVANTAGES IN ELDERLY CARE ENVIRONMENTS

- Increased sleep length up to 87 minutes.
- Increased sleep efficiency.
- 56% less naps during the day.
- 55% less night-time bed wandering.
- Reduced risk of major depressive disorder.
- 43% less fall accidents in long term care environments.
- Better cognitive function

EXTRA ADVANTAGES IN HOSPITALS AND HEALTH CARE ENVIRONMENTS

- Reduction of "Length of stay" (LOS) within health care.
- Improved health and wellbeing for shift workers.
- A special recipe is used for ICU (patient/ doctor/ nurse)

ADVANTAGES IN OFFICES

- Productivity increase by 18%.
- Improved cognitive functions and alertness.
- Better concentration and work accuracy improvement by 12%.
- Better sleep.
- More than 70% feel happier and more energized.
- Reduced sick leave of 2%.



DIFFERENCES BETWEEN A BCL AND HCL LIGHTING PLAN

HCL is mainly used as a visual system where the colour of a group of lights is changing over the day. BCL takes the circadian rhythm in consideration and tries to focus on maximum health effects. It uses a seamless integration of Spectrum, Intensity, Volume and Modulation.

INSTALLATION OF A BCL SYSTEM

All system components have a Wago plug and once connected, the components find each other automatically (even in case of a replacement of one of the components). An HCL system typically requires an electrician and a DT8 integrator to verify proper operation. The same procedure should be followed if any of the components need to be replaced.

SYSTEM HARDWARE

- A plug and play system built around standard protocols – DALI, IP/Ethernet, WiFi and Bluetooth.
- Available interfaces to BMS, alarm systems and other controllers.
- Wago plugs and battery-free switches & sensors ensure easy installation.

RELEVANT NORMS

- ISO 8995-1 (Global norm released 31st 2025)
- LEED (North American norm for sustainable buildings)
- Well Building Standard (North American Standard to improve human health and well-being)
- Breeam circadian demands (European norm with different levels for future proof buildings)
- DIN/TS 67600 (Germany)



The most important norm for HCL is the Well Building Standard which requires a value of 250 mEDI. BCL exceeds all of the norms to deliver the greatest healthy impact by using a second group of fixtures that emits a warmer colour temperature. This makes it possible to reach higher circadian values (up to 1300 mEDI) and still have a comfortable lighting environment. The norms for HCL are behind the technological possibilities; it is the expectation that the norms will be stricter in the future.

GENERAL BCL BENEFITS


- BrainLit stands by the circadian impact and health benefits of Biocentric Lighting
- Cost savings and exceeding all norms of HCL systems
- The Light Control Box contains the dedicated recipe and does not need special commissioning
- All components have Wago plugs for easy installation



BCL Wireless Light and Recipe Switch



BCL Light Control Box



BCL Wireless Motion Sensor

BCL ACCESSOIRES



BCL Wireless Light and Recipe Switch

Colour	Glossy white
Type	Kinetic (battery less)
Supplier code	300032 Office
	300036 Elderly Care
	300072 Education
	300046 Sport



BCL Light Control Box

Colour	Black
Type	Dali DT8 (automatic commissioning)
Supplier code	200100 Office
	200101 Elderly Care
	200103 Education
	200104 Sport



BCL Wireless Motion Sensor

Colour	White
Type	Powered by solar cell
Supplier code	300024



Wago T-splitter 5P

Colour	Black
Description	WAGO 770-621
Item code	Not supplied



WAGO 5P extension cable 3,0 m

Colour	Black
Description	WAGO 771-9985/006-301
Type	16A 1,5 mm² H05VV-F 70°C
Item code	Not supplied